







# MOBILTELEFON SIGNALFORSTERKER

## Nikrans LCD-3000-Voice, 3G & 4G



-  Anrop/GSM / 3G / 4G/LTE
-  Dekningsområde: 278 m<sup>2</sup>
-  Frequency bandwidth of 850, 1700 MHz
-  <https://www.myamplifiers.no/repeater-70/>

### SPESIFIKASJONER

Dekningsområde: 278 m<sup>2</sup>

Opplinkfrekvens: 824-849MHz & 1710 – 1755MHz MHz

Inngangsfrekvens: 869-894MHz & 2110 – 2155MHz MHz

Opplinkvinning: 60 dB

Nedlinkvinning: 65 dB

Strømforsyning: AC 110V/220V, DC5V/2A, 7W

Fungerer i temperaturer på °C: -25/+55

IP-Code: IP40

Fuktighet: 5 - 95%

Størrelse (mm): 225×140×32

Forsterkerens vekt: 2 kg

dBm: 15 dBm

### PACKAGE



Nikrans  
LCD-3000-Voice, 3G  
& 4G



Innendørs antenner  
/ Utendørs antenner



Kabler



Strømforsyning



User Manual



Free Support



Safety for Human Health



3 ÅRS garanti og service



Conformity to CE and RoHS standarts



30 DAGERS returrett



Full pakke klar til bruk



3-7 business day delivery



Full duplex mode (improvement of outgoing and incoming signal)



[Chat med oss](#)



[info@myamplifiers.no](mailto:info@myamplifiers.no)




[+18885740580](tel:+18885740580) (Salg)





## PRODUCT DESCRIPTION



**ORDER NOW**

 [Chat med oss](#)

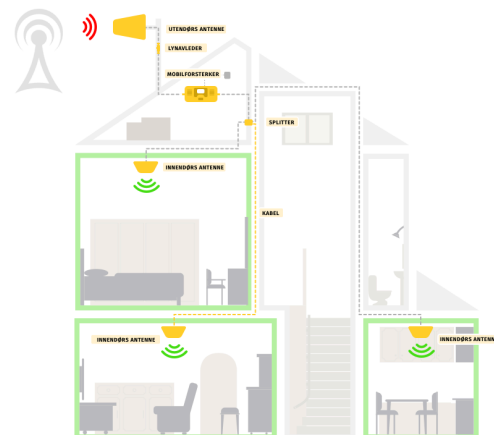
 [info@myamplifiers.no](mailto:info@myamplifiers.no)

 [+18885740580](tel:+18885740580) (Salg)



## INSTALLATION SCHEME

1. Find the best position of an outdoor antenna (on the roof/ outside the window where your mobile phone displays 2-3 bars of mobile coverage). Choose the best direction of the antenna – it's recommended to direct it towards the nearest GSM base station. Keep the outdoor antenna away from the high-frequency aerial, metal net, high-voltage cable or transformer. Be aware of avoiding lightning strikes and thunder.
2. Mount the mobile repeater and indoor antenna inside the building. The indoor antenna should be fixed on the ceiling, make sure that it's installed at least 2m above the ground. Search for the best position to make mobile signal be spread all over the area. In order to avoid interference, the indoor antenna should be at least 5m away from the outdoor antenna.
3. After identifying the position of the outdoor antenna, the repeater and the indoor antenna, attach the interface of the outdoor antenna to the BS side and of the indoor antenna to the MS side of the repeater and fasten tightly.
4. Connect the power adaptor only after both antennas are mounted correctly.
5. If the indicator light is on, the installation has been completed successfully.



**ORDER NOW**

We strongly recommend the customers getting prior authorization for using signal booster equipment from the local administration or network provider. The usage of mobile boosters without proper approval may lead to liability.



[Chat med oss](#)



[info@myamplifiers.no](mailto:info@myamplifiers.no)



[+18885740580](tel:+18885740580) (Salg)

